

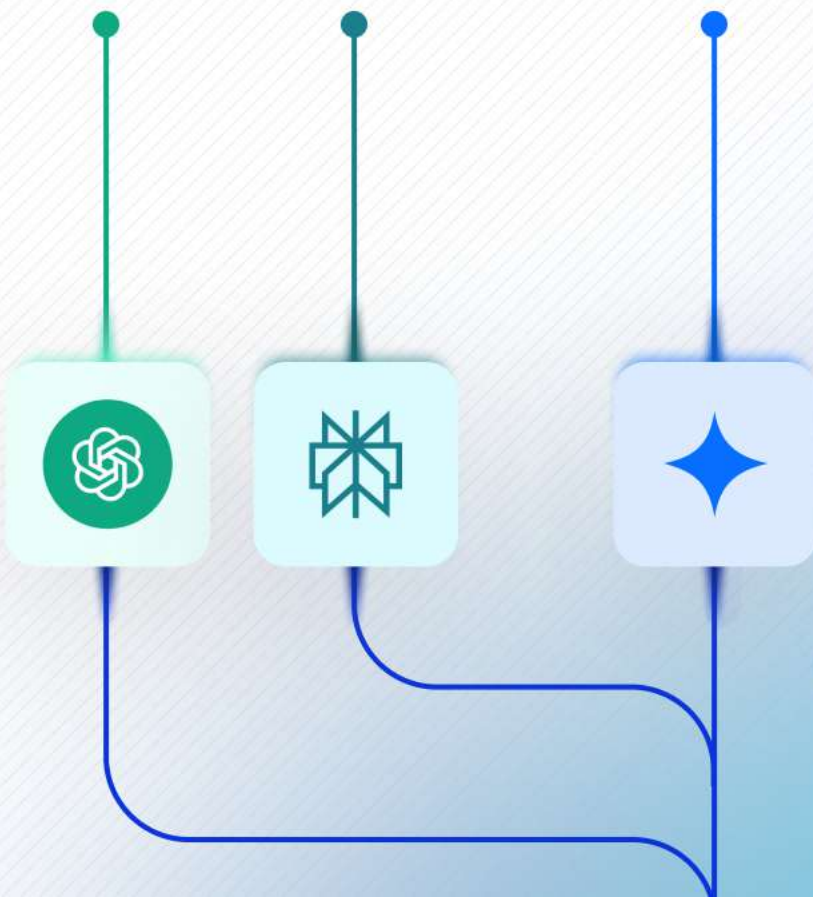
Is **Your Brand** Missing in AI 🔮 Search?












Introducing

Tesseract by AdLift

The world's first platform to track brand and keyword presence across AI search platforms like [ChatGPT](#), [Perplexity](#), and [Google AI Overviews](#).



Keywords			
Keyword 1		--	
Keyword 2			--
Keyword 3	--		

Why it Matters

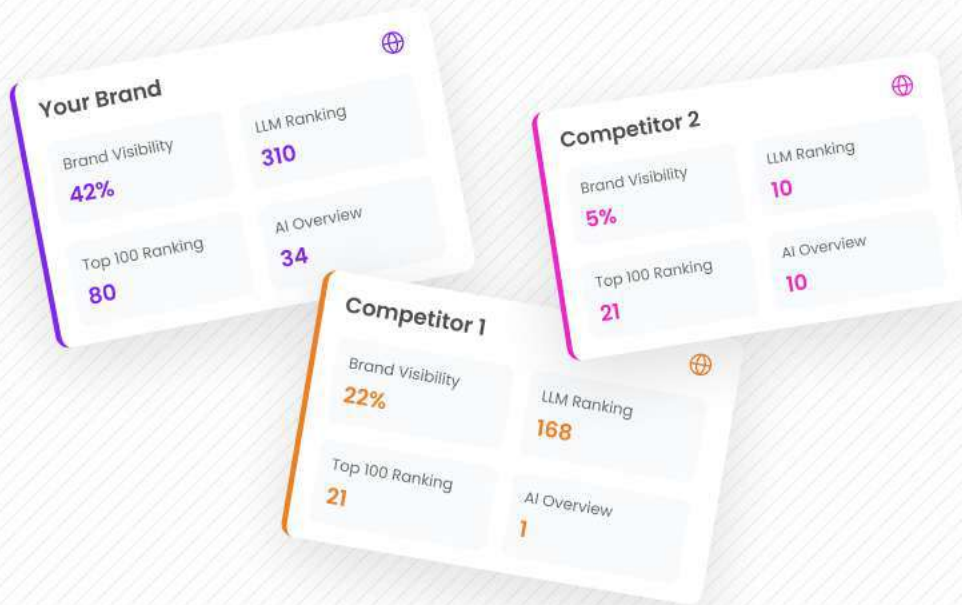
AI Overviews show up in

41.1 billion searches a month!

That's huge!

And **they don't link to everyone.**

Tesseract shows if you're in-or out.



What Tesseract Tracks

Brand
presence on AI
search
platforms

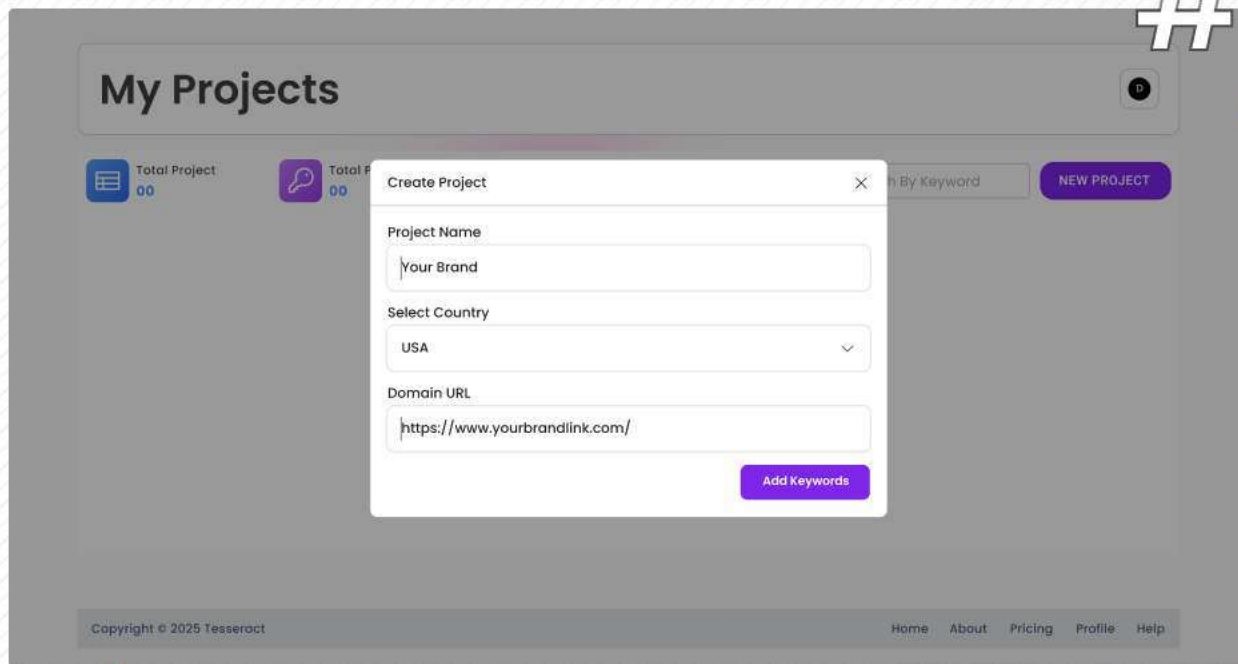
Competitor
appearances &
benchmarks

Keyword ranking
across ChatGPT,
Perplexity &
Gemini

How Tesseract Works

Input Your Brand & Keywords

#1

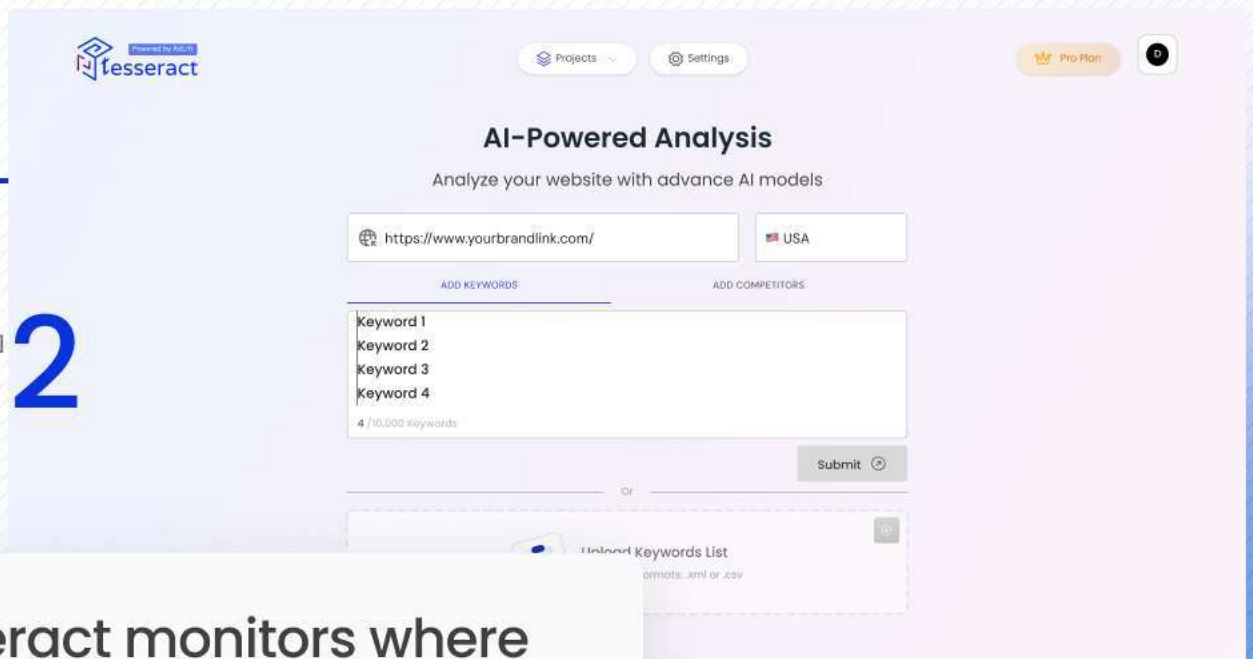


The screenshot shows the 'My Projects' dashboard with a 'Create Project' modal open. The modal contains the following fields:

- Project Name:** A text input field with the placeholder text 'Your Brand'.
- Select Country:** A dropdown menu with 'USA' selected.
- Domain URL:** A text input field with the placeholder text 'https://www.yourbrandlink.com/'.
- Add Keywords:** A purple button at the bottom right of the modal.

The background dashboard shows 'Total Project 00' and a 'NEW PROJECT' button. A blue line with a circle at the end points from the '#1' text to the 'Add Keywords' button.

#2



The screenshot shows the 'AI-Powered Analysis' page. It includes the following elements:

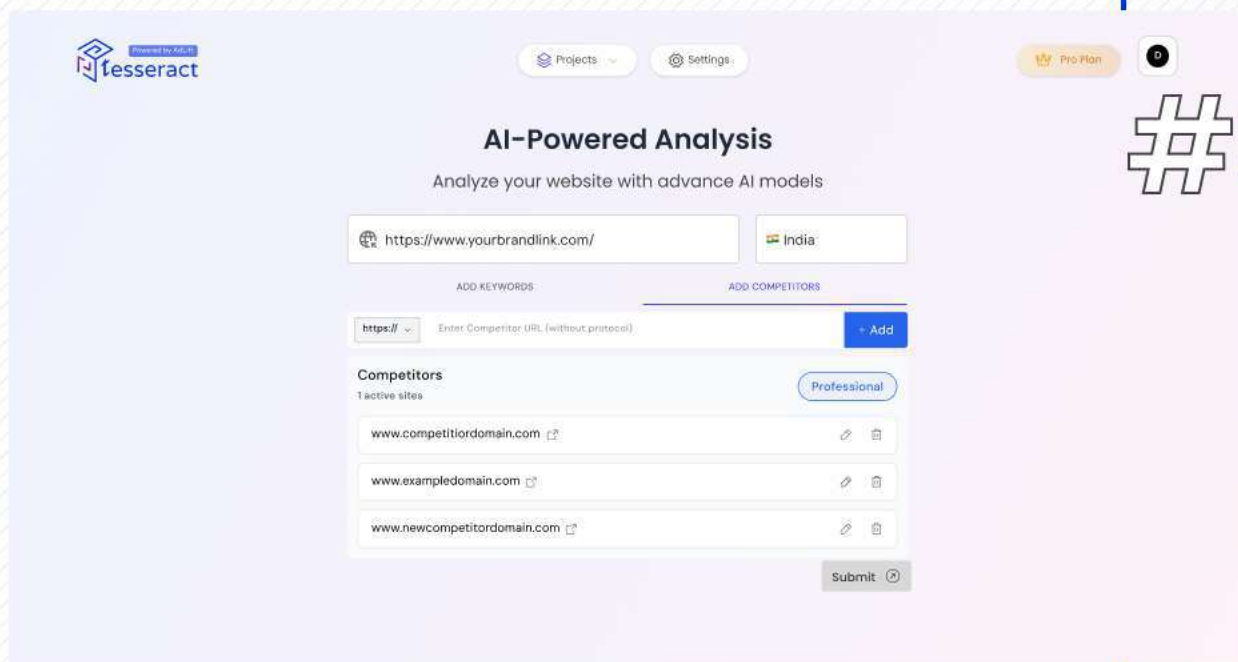
- Header:** Tesseract logo, 'Powered by AdLift', 'Projects' dropdown, 'Settings' button, 'Pro Plan' badge, and a user profile icon.
- Section Header:** 'AI-Powered Analysis' with the subtitle 'Analyze your website with advance AI models'.
- Input Fields:** A text input for the domain URL (placeholder: 'https://www.yourbrandlink.com/') and a dropdown for the country (selected: 'USA').
- Buttons:** 'ADD KEYWORDS' and 'ADD COMPETITORS' buttons.
- Keyword List:** A list of four keywords: 'Keyword 1', 'Keyword 2', 'Keyword 3', and 'Keyword 4'. Below the list is a counter '4 / 10,000 keywords'.
- Submit Button:** A 'Submit' button with a circular arrow icon.
- Footer:** A section titled 'Unlinked Keywords List' with a download icon and the text 'formats: xml or .csv'.

A blue line with a circle at the end points from the '#2' text to the 'Submit' button.

Tesseract monitors where
(and how) you appear in
AI results.

How Tesseract Works

Add your Competitors

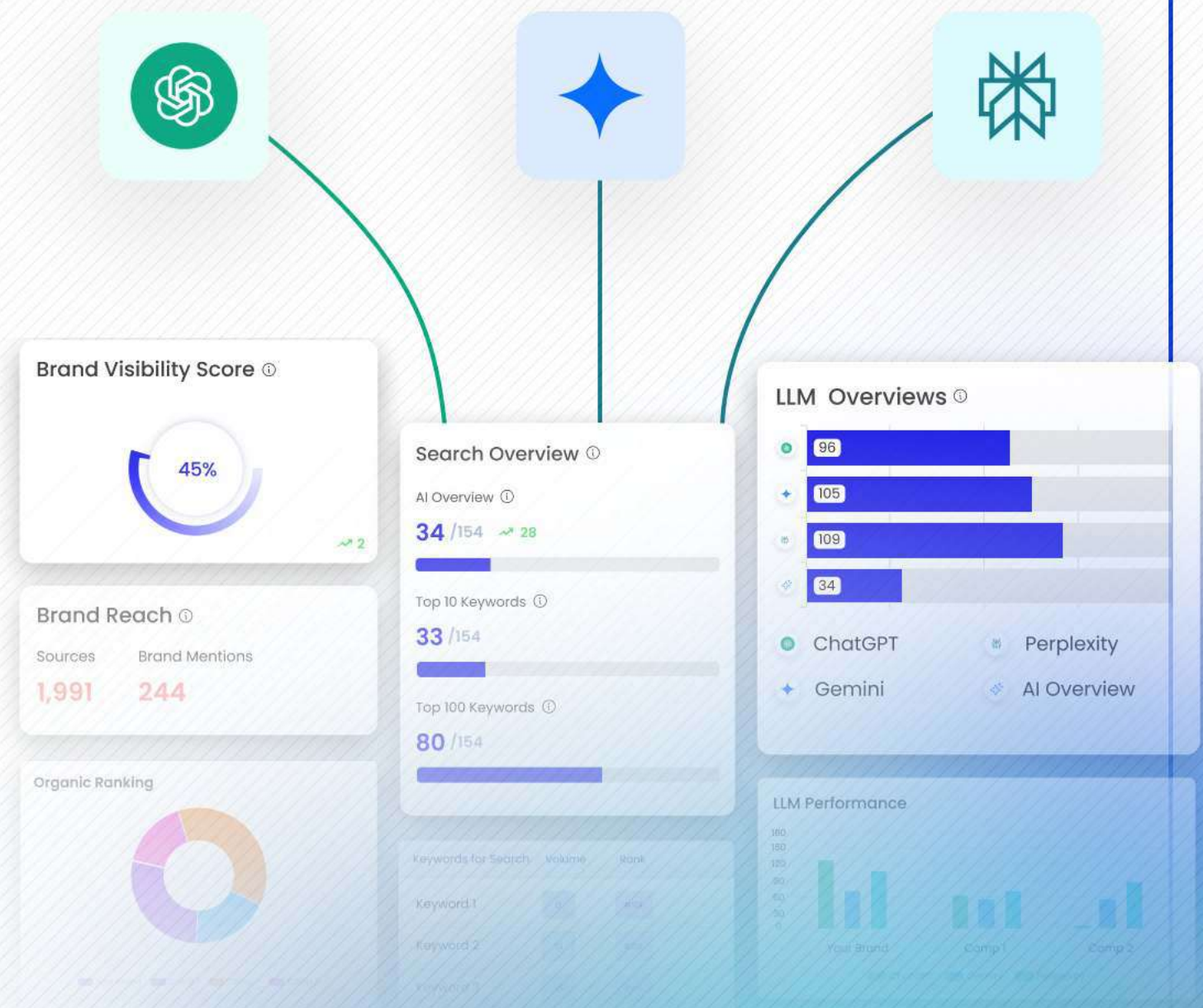


The screenshot shows the Tesseract web application interface. At the top, there's a navigation bar with the Tesseract logo, a 'Powered by AdLift' tagline, and buttons for 'Projects' and 'Settings'. On the right, there's a 'Pro Plan' badge and a user profile icon. The main heading is 'AI-Powered Analysis' with the subtitle 'Analyze your website with advance AI models'. Below this, there's a form to enter a website URL ('https://www.yourbrandlink.com/') and a country selector ('India'). There are two tabs: 'ADD KEYWORDS' and 'ADD COMPETITORS'. The 'ADD COMPETITORS' tab is active, showing a list of competitors with a table containing three rows of domain names: 'www.competitordomain.com', 'www.exampledomain.com', and 'www.newcompetitordomain.com'. Each row has edit and delete icons. A 'Submit' button is at the bottom right. A large '#3' is overlaid on the right side of the screenshot.

Tesseract shows you
how you fare against
your competition

Real-Time Visibility Dashboard

Tesseract pulls live results from ChatGPT, Perplexity, and Google AI Overviews and compares them over time.



Actionable Insights






Find out:

Which content performs best





What competitors are doing right

How to optimize for AI summarizers

 ChatGPT

Competitor Brand 1		
Competitor Brand 2		
Competitor Brand 3		

 Gemini

Competitor Brand 1		
Competitor Brand 2		
Competitor Brand 3		

 Perplexity

Competitor Brand 1		
Competitor Brand 2		
Competitor Brand 3		

Custom Reports for Leadership

Get a high-level view of your AI footprint—across verticals, markets, and keywords.

Perfect for CMOs, CEOs & strategy teams.





Powered by AdLift

Don't be invisible in the
next era of search

Sign Up For Free

